

Tick Tack Omma

Text & Musik:
Susanne Betancor
1996

F C7 F C7

Vocals

8

Tick Tack Om ma fährt im Zug____ Tick Tack Om ma pfi ffig klug____ und

Piano

F C7

Voc.

8

3 un ge heu er in mei ne En kel sa gen ich spinn vom vielen

Pno.

F C7

Voc.

8


4 Rau chen merkt sie nix sie ist auf Zack sie ist noch fix und sitzt

Pno.

Tick Tack Omma

2

A7



Voc. 5
8 im Rau cher wa gen

Pno. 5

Detailed description: This system shows the first two measures of the piece. The vocal line starts at measure 5 with a treble clef, a key signature of one flat, and a common time signature. The lyrics are "im Rau cher wa gen". The piano accompaniment consists of two staves: the right hand plays a rhythmic pattern of eighth notes with chords, and the left hand plays a simple bass line. A guitar chord diagram for A7 is shown above the vocal staff.

D7




Voc. 6
8 und lacht sich ka putt ü ber die sich dann ü ber schle chte


Pno. 6

Detailed description: This system covers measures 6 and 7. The vocal line continues with the lyrics "und lacht sich ka putt ü ber die sich dann ü ber schle chte". There are triplet markings over the notes "putt", "ber", and "ber". The piano accompaniment continues with the same rhythmic pattern as in the previous system. A guitar chord diagram for D7 is shown above the vocal staff.

A7



D7




Voc. 7
8 Luft be kla gen und raucht

Pno. 7

Detailed description: This system covers measures 7 and 8. The vocal line has the lyrics "Luft be kla gen" in measure 7 and "und raucht" in measure 8. The piano accompaniment continues with the same rhythmic pattern. The system ends with a double bar line. Guitar chord diagrams for A7 and D7 are shown above the vocal staff.


A7



9


Voc. 8 auch fil ter los

Pno. 9



Detailed description: This system covers measures 9 and 10. The vocal line starts at measure 9 with the lyrics 'auch fil ter los'. The piano accompaniment features a rhythmic pattern of eighth notes in the right hand and a steady bass line in the left hand. A guitar chord diagram for A7 is shown above the vocal staff.


D7



10


Voc. 8 watt hasse denn sonst noch im Leben für wen steht dat wohl auf dem

Pno. 10




Detailed description: This system covers measures 10 and 11. The vocal line continues with the lyrics 'watt hasse denn sonst noch im Leben für wen steht dat wohl auf dem'. The piano accompaniment maintains the same rhythmic pattern. A guitar chord diagram for D7 is shown above the vocal staff.

A7




D7



11

Voc. 8 Schild da groß und breit Rau cher

Pno. 11



Detailed description: This system covers measures 11 and 12. The vocal line continues with the lyrics 'Schild da groß und breit Rau cher'. The piano accompaniment continues with the same rhythmic pattern. Guitar chord diagrams for A7 and D7 are shown above the vocal staff.

